

# Tessellation Techniques 326

Tiffany Hayes, Needle in a Hayes Stack

## Class Description




Intermediate

This is a techniques class.

Together we will explore tessellations from the very basic to complex.

We will start simple and learn to piece and/or fuse the unusual shapes.

Each student will learn to create their own tessellations and then experience piecing together those unique shapes.



NeedleinaHayesStack.biz

661-816-7037

An open mind and a small stash of fabrics!

I suggest stack of 10" squares or just a small stash of scraps and about a yard of background fabrics.

## Sewing Supplies

Sewing Machine

Thread, Scissors, Pins, Seam Ripper

Rotary Cutter & Mat

18mm Rotary Cutter

Acrylic Ruler (approx. 2 ½" x 6 ½")

Index Cards - 4" x 6" (blank, lined or grid, doesn't matter)

Clear Tape

Paper Scissors

Fabric Pen (Frixion) and/or Chalk Pencil

Permanent Fine Point Pen

Fusible Web (optional)



@NeedleinaHayesStack



@NeedleinaHayesStack



@Batikfreak



NeedleinaHayesStack.biz

661-816-7037